



## PARTS CATALOGUE

This catalogue is intended as an aid to construction. It is not intended as a packing list. Do not take an inventory of parts received from this catalogue.

TO USE...

1. Look up part number.
2. Beside the part numbers, there are numbers and letters. The letters signify which drawings show the part. The numbers indicate the total number of that part per aircraft.

EXAMPLE: S675 - 2G - 2M

There are four S675 per aircraft. Two are shown on drawing M, and two are accounted for on drawing G. Regarding drawing G, you will note that only one is indicated on this drawing as only one wing is shown.

3. Suffixes H, T or S on the end of a bolt or a nut part number signify that:

H - heavy washer  
T - thin washer  
S - special washer

These washers go under bolt head if they follow a bolt part number and under the nut if they follow a nut part number.

4. Idents shown in parentheses (x) are for reference only.

© 1981 Ultraflight Sales Ltd.

Revised 8 July 1982

| <u>PART #</u> | <u>QTY. &amp; DWG.</u> | <u>PART #</u>   | <u>QTY. &amp; DWG.</u> |
|---------------|------------------------|-----------------|------------------------|
| AS 1          | 4-D                    | Exhaust Pipe    | 2-R                    |
| AS 2          | 4-D                    | Engine Assembly | 2-R                    |
| Banana Plug   | 2-S                    | Fuel Filter     | 2-L                    |
| Bracket 1     | 2-Q                    | Front Assembly  | 1-I                    |
| Bracket 2     | 3-Q                    | Front Gap       | 1-Q                    |
| BE            | 4-F, 4-G,<br>2-M, 2-N  | Fuel Tank 20 L  | 1-L                    |
| BEP           | 2-N                    | F1              | 2-0                    |
| B3            | 4-F, 2-N               | F2              | 2-F                    |
| B4            | 4-M, 2-N               | F3              | 2-F                    |
| B5            | 4-C                    | F4              | 1-N                    |
| B6            | 2-G                    | F5              | 2-N                    |
| B7            | 2-M                    | F6FR            | 1-J                    |
| B8            | 2-G                    | F6RR            | 1-J                    |
| Cable H       | 2-K                    | F6FL            | 1-J                    |
| Cable G       | 4-R                    | F6RL            | 1-J                    |
| Clip 1        | 2-S                    | F13             | 2-K                    |
| Clip 2        | 1-Q                    | F14             | 2-M                    |
| C1A           | 2-B                    | F15             | 1-M                    |
| C1B           | 2-B                    | F16             | 1-M                    |
| C2            | 4-D                    | F17             | 1-M                    |
| C3            | 2-E                    | F18             | 1-M                    |
| C4            | 2-E                    | F19             | 1-M                    |
| C5            | 2-E                    | F21             | 1-M                    |
| C6            | 2-E                    | F22             | 1-I                    |
| DH35          | 4-R                    | F23             | 1-I                    |
| DH36          | 4-R                    |                 |                        |
| D-Cell        | 2-A                    |                 |                        |

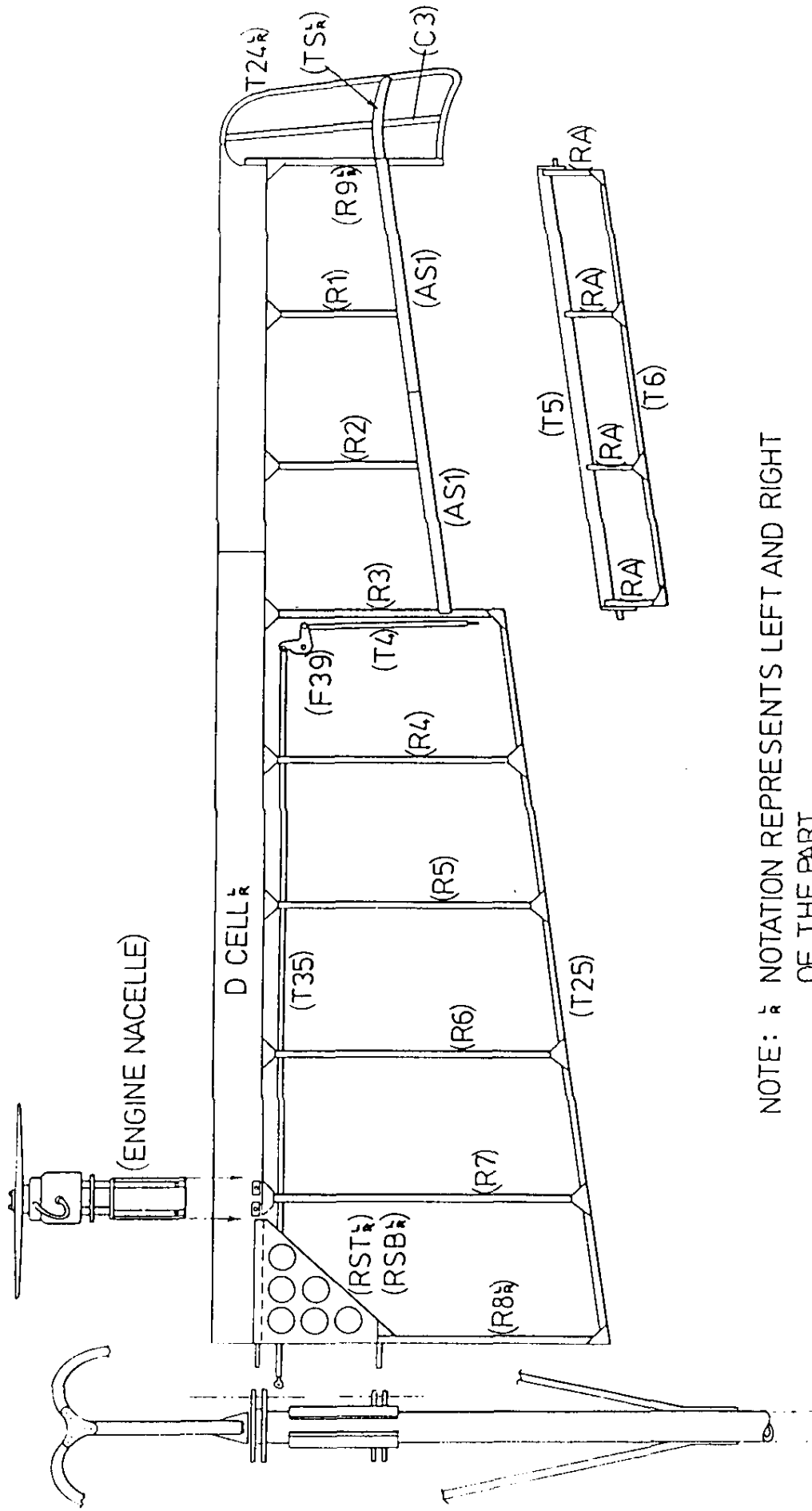
SAMPLE  
ONLY

| <u>PART #</u> | <u>QTY. &amp; DWG.</u> | <u>PART #</u> | <u>QTY. &amp; DWG.</u>        |
|---------------|------------------------|---------------|-------------------------------|
| F24           | 1-I                    | GCS           | 4-0                           |
| F32           | 7-N                    | GC            | 24-C, 8-D, 4-E,<br>16-F, 12-0 |
| F34           | 2-B                    | GBR           | 16-C, 8-D                     |
| F35           | 2-B                    | GC3           | 4-N                           |
| F36           | 2-D                    | GC13          | 4-D                           |
| F37L          | 1-D                    | G6            | 2-B                           |
| F37R          | 1-D                    | G8            | 1-I                           |
| F38           | 2-G                    | G10           | 1-L                           |
| F39           | 2-G                    | G12           | 2-B                           |
| F40           | 2-G                    | G14           | 2-D                           |
| F41           | 2-G                    | G15           | 4-D                           |
| F42           | 2-G                    | G20           | 2-D                           |
| F51           | 2-R                    | G21           | 2-G                           |
| F53           | 1-I                    | G22L          | 1-D                           |
| F54           | 1-P                    | G22R          | 1-D                           |
| F55           | 1-S                    | G23L          | 1-B                           |
| F56           | 4-P                    | G23R          | 1-B                           |
| F58           | 1-S                    | G25           | 4-E                           |
| F60L          | 2-R                    | G26           | 1-P                           |
| F60R          | 2-R                    | G27           | 1-P                           |
| F61           | 1-K                    | G28           | 2-R                           |
| F62           | 1-S                    | G29           | 4-R                           |
| F63           | 2-S                    | G30           | 2-R                           |
| F64           | 2-N                    | G53           | 4-R                           |
| F65           | 2-N                    | G55           | 2-0                           |
| F66           | 2-N                    |               |                               |

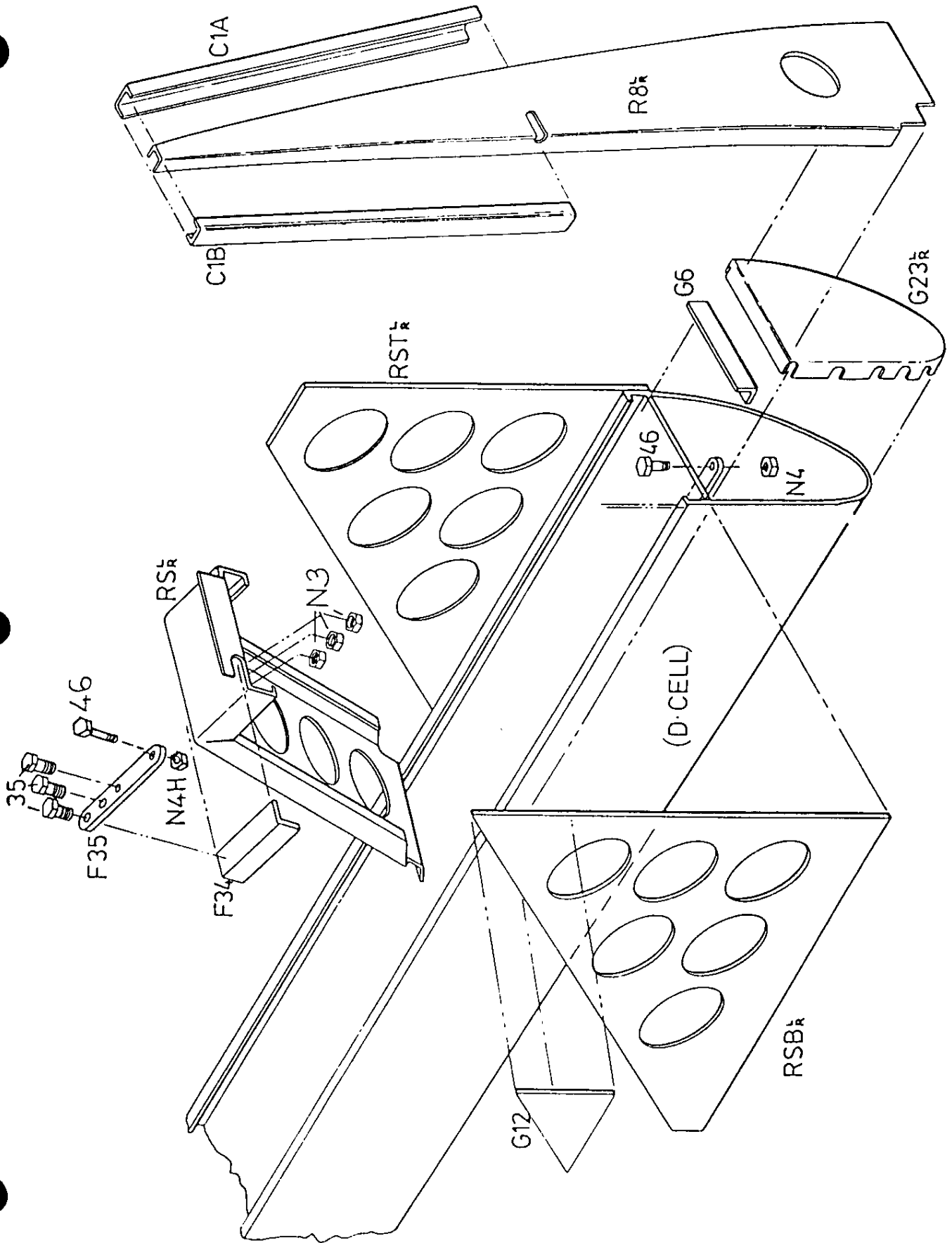
| <u>PART #</u>             | <u>QTY. &amp; DWG</u>   | <u>PART #</u> | <u>QTY. &amp; DWG.</u> |
|---------------------------|---|---------------|------------------------|
| G57L                      | 1-N   | P13           | 1-M                    |
| G57R                      | 1-N   | P14           | 1-M                    |
| G58L                      | 1-N   | P16           | 2-J                    |
| G58R                      | 1-N   | P17           | 2-J                    |
| G59                       | 2-N   | P18           | 2-J                    |
| G61                       | 1-N   | Rear Gap      | 1-Q                    |
| G62                       | 1-L   | RSTL          | 1-B                    |
| G63                       | 1-L   | RSTR          | 1-B                    |
| Hose Clip                 | 2-I   | RSBL          | 1-B                    |
| HSS 20                    | 1-L   | RSBR          | 1-B                    |
| Mid Gap<br>Muffler<br>NB3 | 2-Q<br>2-R<br>4-N   | RSL           | 1-B                    |
| N3                        | 6-B, 10-F, 11-G,<br>9-I, 20-J, 14-K,<br>1-L, 8-M, 20-N,<br>2-O, 4-S, 48-R, 16-T | RSR           | 1-B                    |
| N4                        | 4-B, 6-J, 5-M   | RS            | 2-N                    |
| N5C                       | 4-R   | RSB           | 2-N                    |
| Propeller                 | 4-R   | RA            | 8-F                    |
| P1                        | 2-0   | R1            | 2-D                    |
| P2                        | 2-0   | R2            | 2-D                    |
| P3                        | 4-F, 4-G, 2-M   | R3            | 2-C                    |
| P4                        | 4-F   | R4            | 2-C                    |
| P6                        | 1-N   | R5            | 2-C                    |
| P7                        | 2-L, 1-M  | R6            | 2-C                    |
| P7A                       | 2-L   | R7            | 2-C                    |
| P8                        | 2-N   | R8L           | 1-B                    |
| P11                       | 2-J   | R8R           | 1-B                    |
| P12                       | 1-K   | R9L           | 1-D                    |
|                           |   | R9R           | 1-D                    |
|                           |   | Seat Belt     | 1-P                    |

| <u>PART #</u>            | <u>QTY. &amp; DWG.</u> | <u>PART #</u> | <u>QTY. &amp; DWG.</u> |
|--------------------------|------------------------|---------------|------------------------|
| Spring                   | 5-Q                    | T9            | 1-N                    |
| Stick Grip               | 1-M                    | T11S          | 1-N                    |
| Straps                   | 1-L                    | T12           | 1-K                    |
| Switch                   | 2-S                    | T14           | 1-K                    |
| S4004                    | 2-M                    | T15           | 1-K                    |
| S500                     | 2-G, 4-M               | T18           | 1-M                    |
| S600                     | 2-M                    | T19           | 1-M                    |
| S675                     | 2-G, 2-M               | T22           | 2-L                    |
| S850                     | 2-N                    | T23           | 1-N                    |
| S1.2                     | 4-G                    | T24L          | 1-E                    |
| S1.5                     | 2-M                    | T24R          | 1-E                    |
| S1.9                     | 1-M                    | T25           | 2-C                    |
| TAB                      | 2-N                    | T26           | 2-N                    |
| Tail Gap                 | 1-Q                    | T31           | 2-N                    |
| Tailwheel                | 2-N                    | T33           | 1-M                    |
|                          |                        | T35           | 2-G                    |
| Throttle Cable<br>-Left  | 1-S                    | T37           | 1-J                    |
| Throttle Cable<br>-Right | 1-S                    | T38           | 1-J                    |
|                          |                        | T39           | 1-J                    |
| Throttle Lever           | 2-S                    | T40           | 2-J                    |
| Tube Gap                 | 1-Q                    | T42           | 1-J                    |
| TSL                      | 1-E                    | T43           | 2-J                    |
| TSR                      | 1-E                    | T45           | 1-K                    |
| T2                       | 2-0                    | T55           | 2-N                    |
| T4                       | 2-F                    | T56           | 2-N                    |
| T5                       | 2-F                    | T57           | 2-N                    |
| T6                       | 2-F                    | T58           | 2-0                    |

| <u>PART #</u> | <u>QTY. &amp; DWG.</u>                                | <u>PART #</u> | <u>QTY. &amp; DWG.</u> |
|---------------|---|---------------|------------------------|
| T59           | 2-0   | 320           | 1-L, 1-M               |
| T60           | 1-P   | 321           | 1-M                    |
| T46           | 2-J   | 323           | 2-K, 2-M               |
| T47           | 2-K   | 46            | 4-B                    |
| T48           | 1-P   |               |                        |
| T49           | 1-M   | 414           | 2-J                    |
| T50           | 1-P   | 416           | 2-J                    |
| Weather Strip | 1-Q   | 421           | 3-M                    |
| Wire          | 1-S   | 423           | 1-M                    |
| Wire Stop     | 4-S   | 426           | 1-M                    |
| W3H           | 10-F, 6-G, 4-I,<br>14-J, 2-K, 4-M,<br>14-N, 1-S, 28-R | 427           | 2-J                    |
| W3T           | 2-F, 8-I, 10-K,<br>1-L, 4-M, 6-N, 16-T                |               |                        |
| W3S           | 2-G, 4-I  | Wheel Bearing | 4-T                    |
| W4T           | 4-J, 4-M  | Wheel Hub     | 4-T                    |
| W4H           | 2-B, 2-J, 9-M   | Tire          | 2-T                    |
| 34            | 8-I, 2-M,<br>1-N, 28-R                                | Inner Tube    | 2-T                    |
| 35            | 6-B, 2-F, 2-G,<br>1-I, 2-S, 20-R, 16-T                |               |                        |
| 36            | 4-F, 4-N  |               |                        |
| 37            | 2-N   |               |                        |
| 311           | 3-G, 2-0, 1-M   |               |                        |
| 312           | 1-M   |               |                        |
| 313           | 6-K, 2-N  |               |                        |
| 314           | 6-K, 8-N  |               |                        |
| 315           | 6-G, 20-J, 1-N<br>2-S                                 |               |                        |

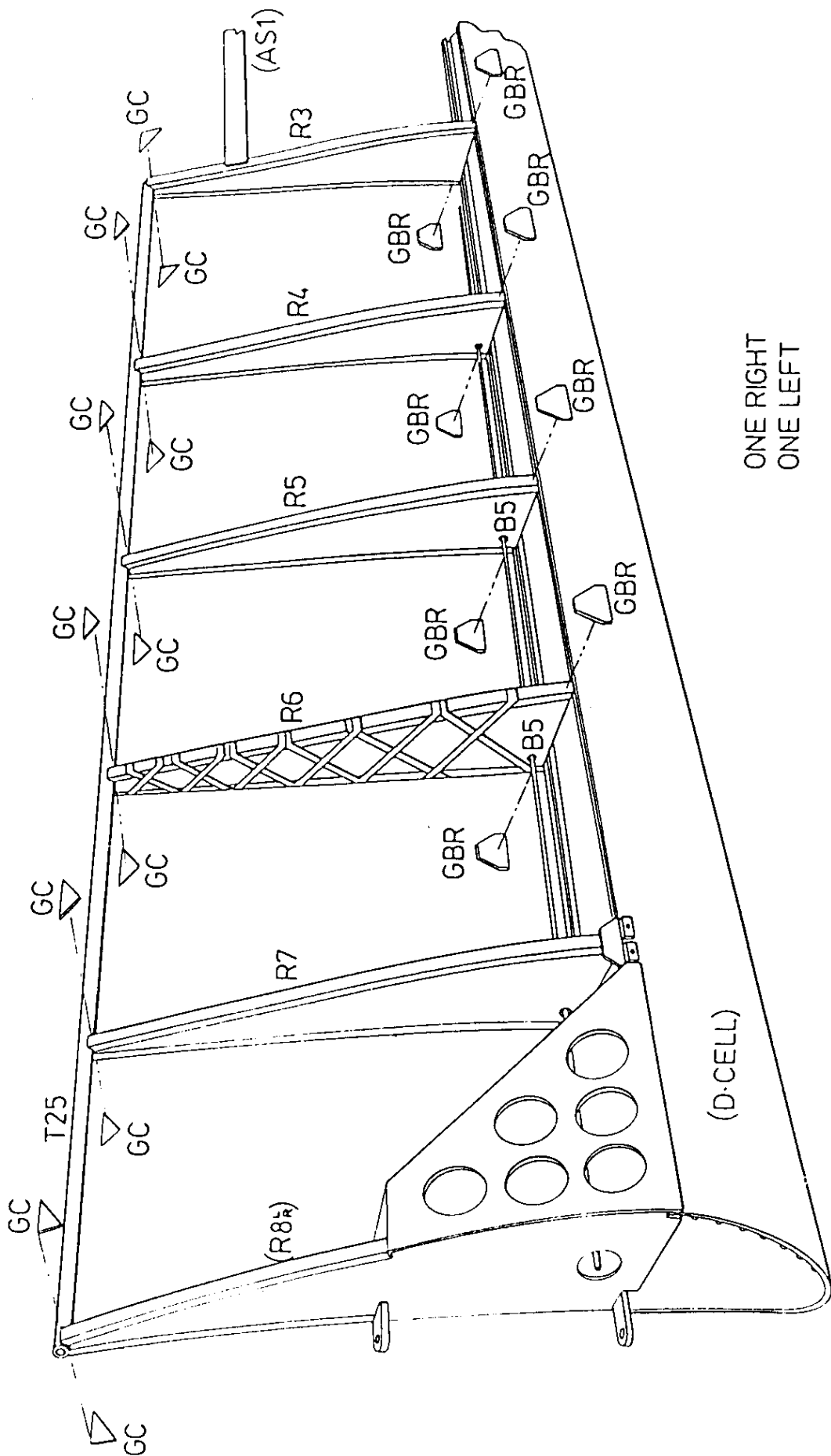


NOTE: r NOTATION REPRESENTS LEFT AND RIGHT OF THE PART.

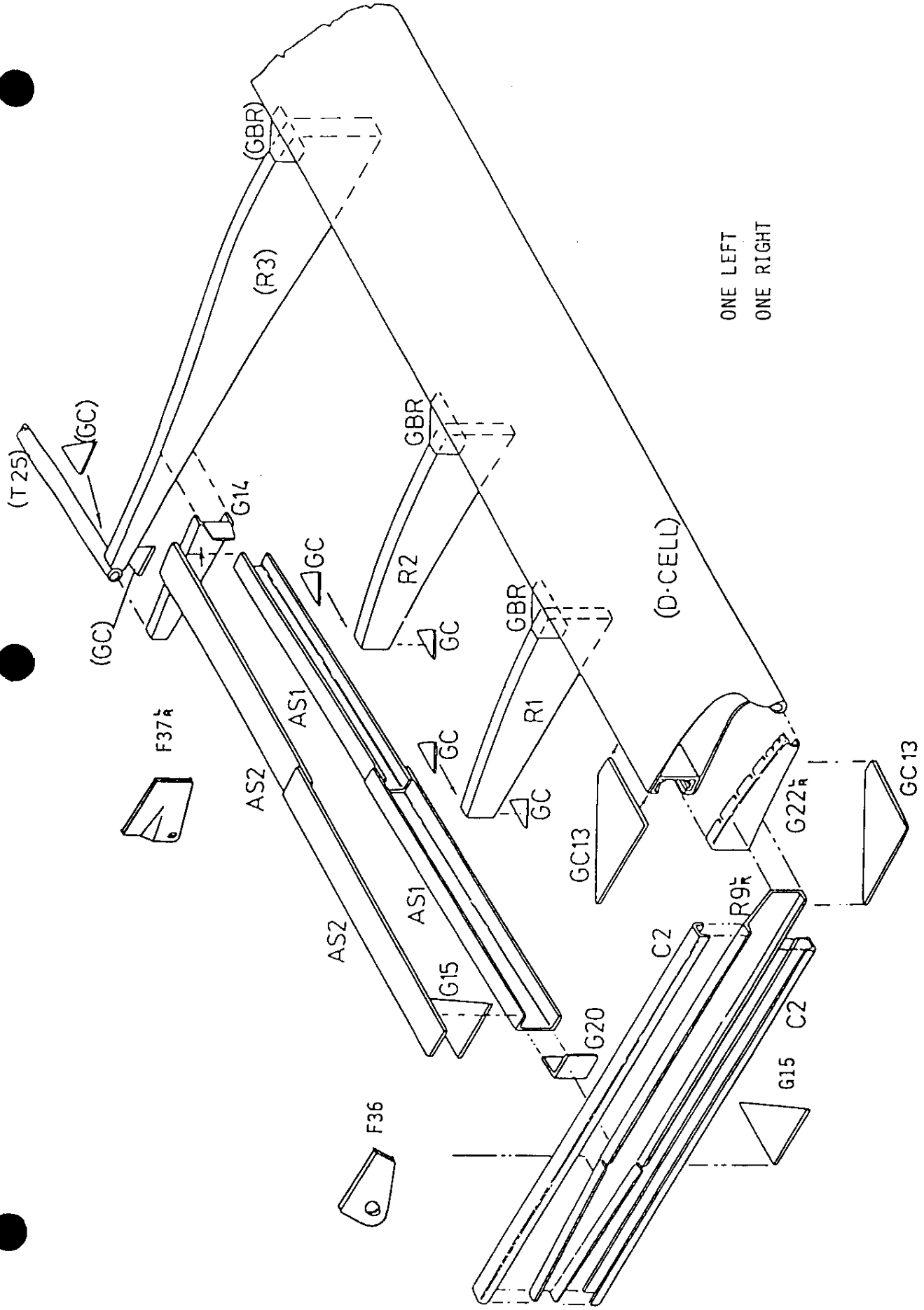


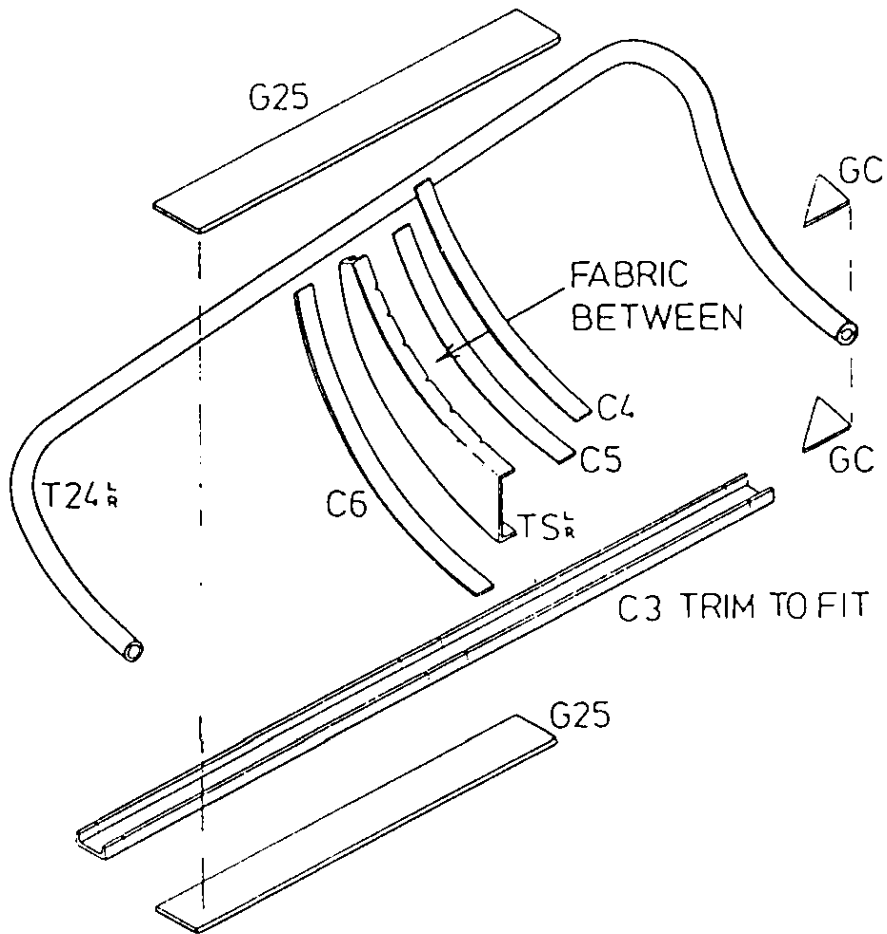
ONE LEFT  
ONE RIGHT



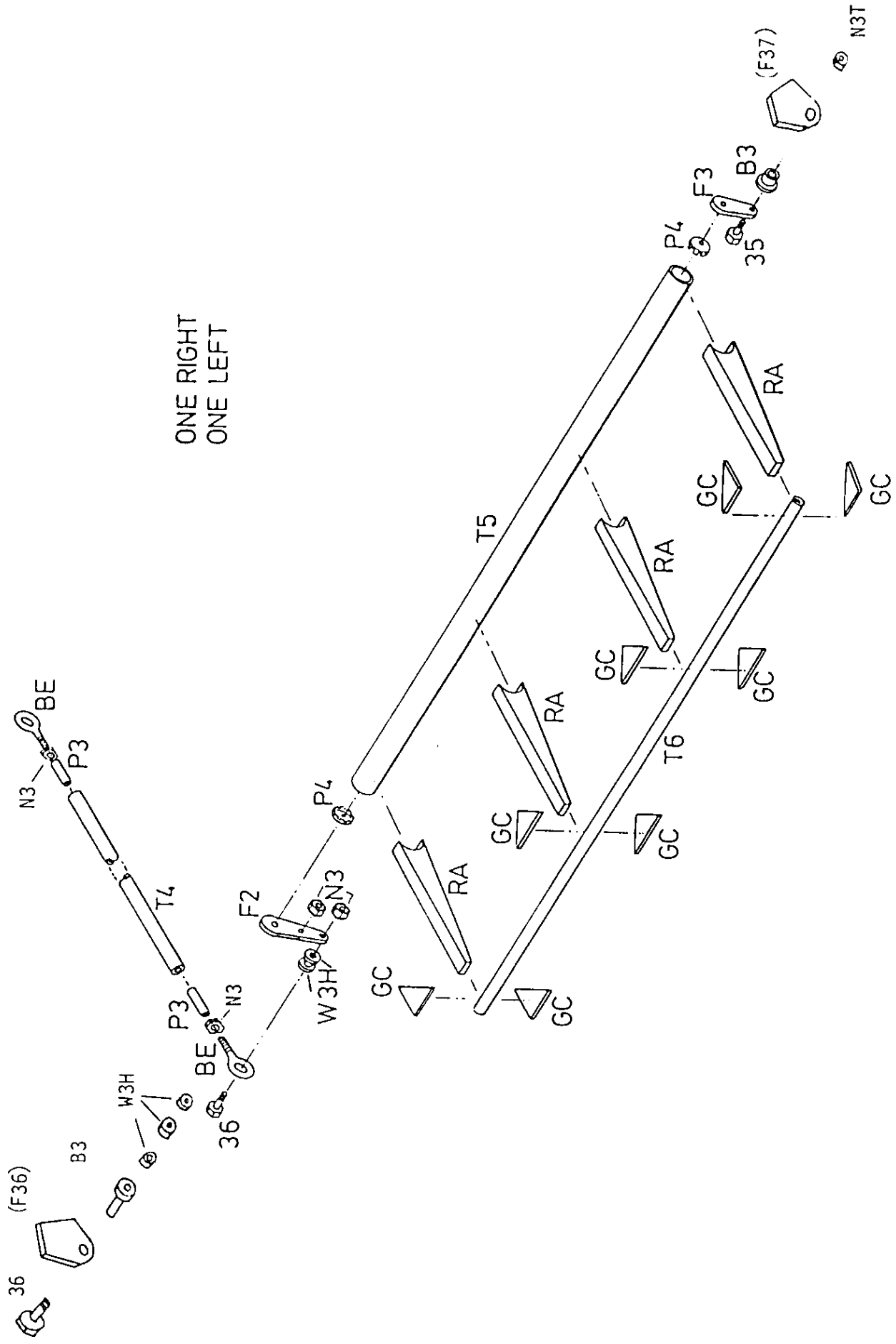


ONE RIGHT  
 ONE LEFT

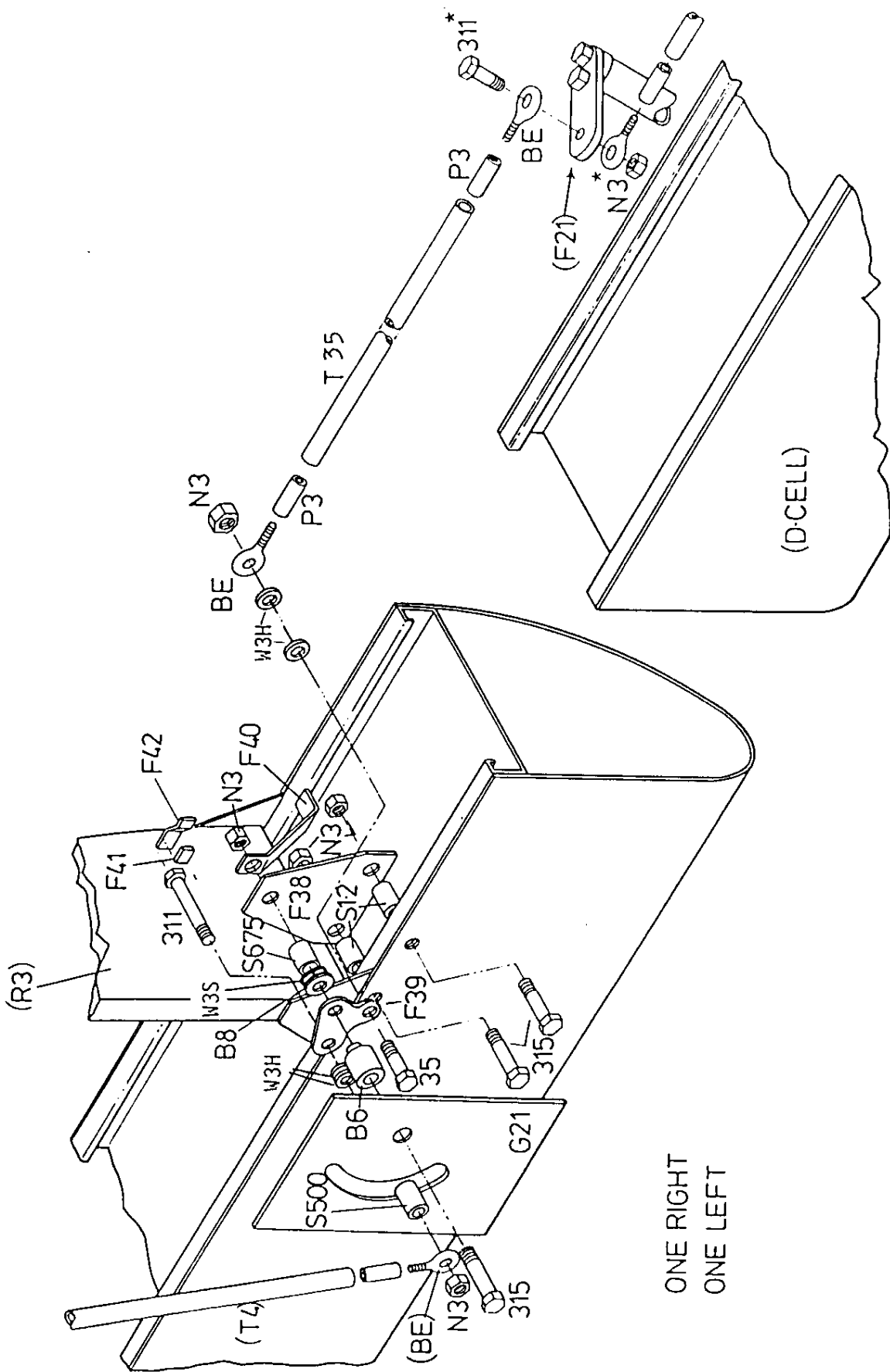




ONE RIGHT  
ONE LEFT



ONE RIGHT  
ONE LEFT



ONE RIGHT  
 ONE LEFT

\* ONE ONLY

